

## Fact Sheet: Dashboard Features


DCM 's powerful dashboard features delivers the world's most effective insights for people management. The responsive dashboard provides high situational awareness through the ability to instantly observe, analyse and review accurate information at multiple locations.

Key features include;



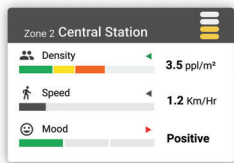
### Geospatial Heatmap

The Geospatial Heatmap facilitates the effective identification of hot spots for density, mood and velocity (speed and flow) at each active location.



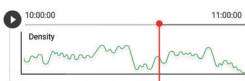
### Alert Level Indicator

The Alert Level Indicator visualises the level of risk for each location by analysing the relationship between density, mood and velocity at each location. The alert level indicator is easily customisable in order to suit the nature of the space, event and expectation of customer comfort levels.



### Zone Monitoring

The zone monitor indicates the real-time measurements of density, mood and speed at each location. Each zone is filterable by Alert Level.



### Data playback

The data playback feature provides real time and retrospective data analysis. It enables you to validate data against a live image and heat-map to gain a deep understanding of key moments and metrics, which is specifically useful for activity benchmarking and planning input.



### Notifications Manager

The notifications manager provides updates on changes to crowd metrics and alert levels. Notifications can be customised to provide specific updates on crowd characteristics at certain locations.

## Contact Us

For information on technical requirements please contact Eric Chung on +61 448 969 027, or email [echung@dynamiccrowdmeasurement.com](mailto:echung@dynamiccrowdmeasurement.com).