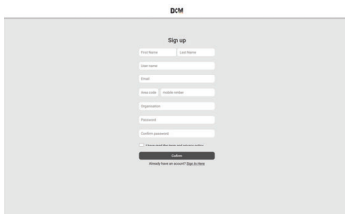


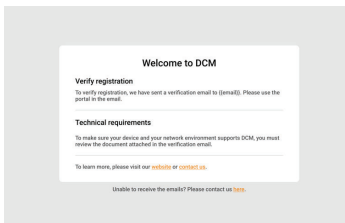
## Fact Sheet: Account Activation

Once you've decided on an appropriate plan and signed up to DCM, you'll be sent a link to activate your account. Account activation is a simple registration and verification process.



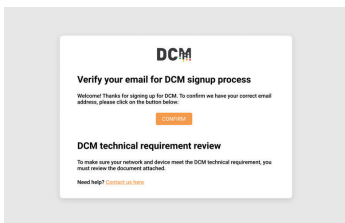
### 1. Complete Registration form

Register your account by providing a number of details and selecting an account password.



### 2. Registration Success

Upon successful registration, a notification will provide instructions on how to verify your account.



### 3. Verify Account

A verification email will be sent to your designated email account. In order to verify your account you will need to click the button (hyperlink) provided in the email. The link within the email will take you to the sign in page.



### 4. Sign in to your account

Use your Username and Password to sign in to your account.

## Contact Us

For information on technical requirements please contact Eric Chung on +61 448 969 027, or email [echung@dynamiccrowdmeasurement.com](mailto:echung@dynamiccrowdmeasurement.com).